


The Homegrown Mini-Golf

Activity Book



The Story of Homegrown Mini-Golf

Homegrown Mini-Golf is the only farm-themed miniature golf course on the planet that has real vegetables, fruit, grain and herbs—even live chickens, ducks and geese! You can feel and smell and even taste what grows on the mini-golf.

The very first miniature golf course was built in 1927 on Lookout Mountain, NC, by Freida Carter. Her miniature golf course had a hollow log hazard and a tractor tire loop-the-loop and so does ours. She had garden gnomes on her minigolf and we have one, ourselves. Chomsky, our gigantic gnome, is the world's largest—he received a Guinness World Record in 2007! Homegrown Mini-Golf and Chomsky were created by artist and author Maria Reidelbach and opened in 2006.

Answers to the puzzles in this book can be found at www.homegrownminigolf.com

The Homegrown Mini-Golf Activity Book

Designed and written by Maria Reidelbach

© 2009 Maria Reidelbach

KELDER'S FARM
& Homegrown
Mini-Golf

5755 Route 209, between Accord and Kerhonkson

845-626-7137

homegrownminigolf.com

Homegrown Word Search

C	H	H	S	A	U	Q	S	O	T	A	M	O	T
O	O	M	S	S	U	N	F	L	O	W	E	R	K
Y	K	S	E	I	R	R	E	B	W	A	R	T	S
Y	J	R	N	U	H	X	A	L	F	S	S	T	E
E	S	C	A	U	T	H	Y	M	E	P	R	L	I
L	E	O	B	L	I	S	A	B	V	A	O	T	R
R	I	A	Y	C	H	I	V	E	S	R	S	N	R
A	R	M	E	H	E	O	E	A	A	A	E	A	E
B	R	A	L	A	R	S	P	N	G	G	M	L	B
I	E	R	S	R	B	Y	I	S	E	U	A	P	P
R	H	A	R	D	S	K	E	B	L	S	R	G	S
C	C	N	A	L	P	A	C	P	K	B	Y	G	A
H	O	T	P	M	E	C	U	C	U	M	B	E	R
R	R	H	U	M	U	I	T	R	U	T	S	A	N
R	N	P	E	A	C	H	Y	L	E	N	N	E	F

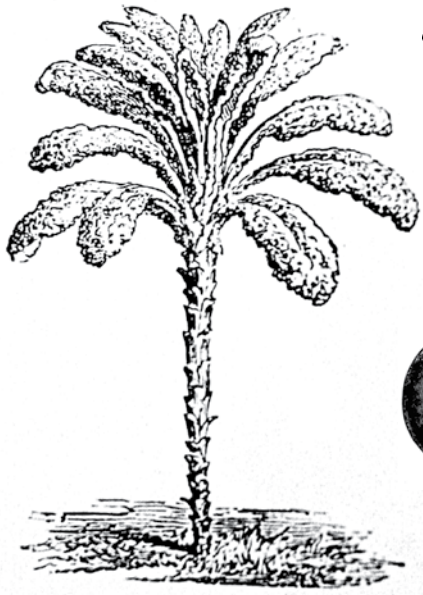
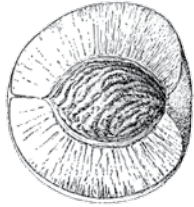
Circle the names of plants found on Homegrown Mini-Golf, backwards, across, down and diagonally. Beginner words are in the white center square, advanced are throughout, The remaining letters tell our gnome's favorite fruit.

BEGINNER HARDER

BASIL	strawberries	pumpkin	birch
CHIVES	asparagus	peach	rosemary
CHARD	raspberries	amaranth	tomato
HERBS	cucumber	sunflower	fennel
BEANS	quince	cherries	squash
SAGE	rhubarb	nasturtium	parsley
RYE	eggplant	plum	okra
HOPS	barley	corn	thyme
		flax	

Hook 'em Up!

Color each fruit and vegetable. Use a matching line to connect each with its name. Connect the name with an interesting fact about each one.



tomato

Some are as white as their namesake, but most are dark, shiny purple.

kale

Because of their color and beauty, they were once called "love apples."

marigold

First cultivated in Central and South America, the oldest cobs are about 7,500 years old.

peach

Pythagoras forbid his followers to eat them because they caused farting.

bean

If you crack open the pit you will find a fragrant almond-like nut inside.

eggplant

It's a leafy, prehistoric-looking vegetable that's beloved in Scotland.

corn


It's an Asian cousin of the cabbage family.

bok choy

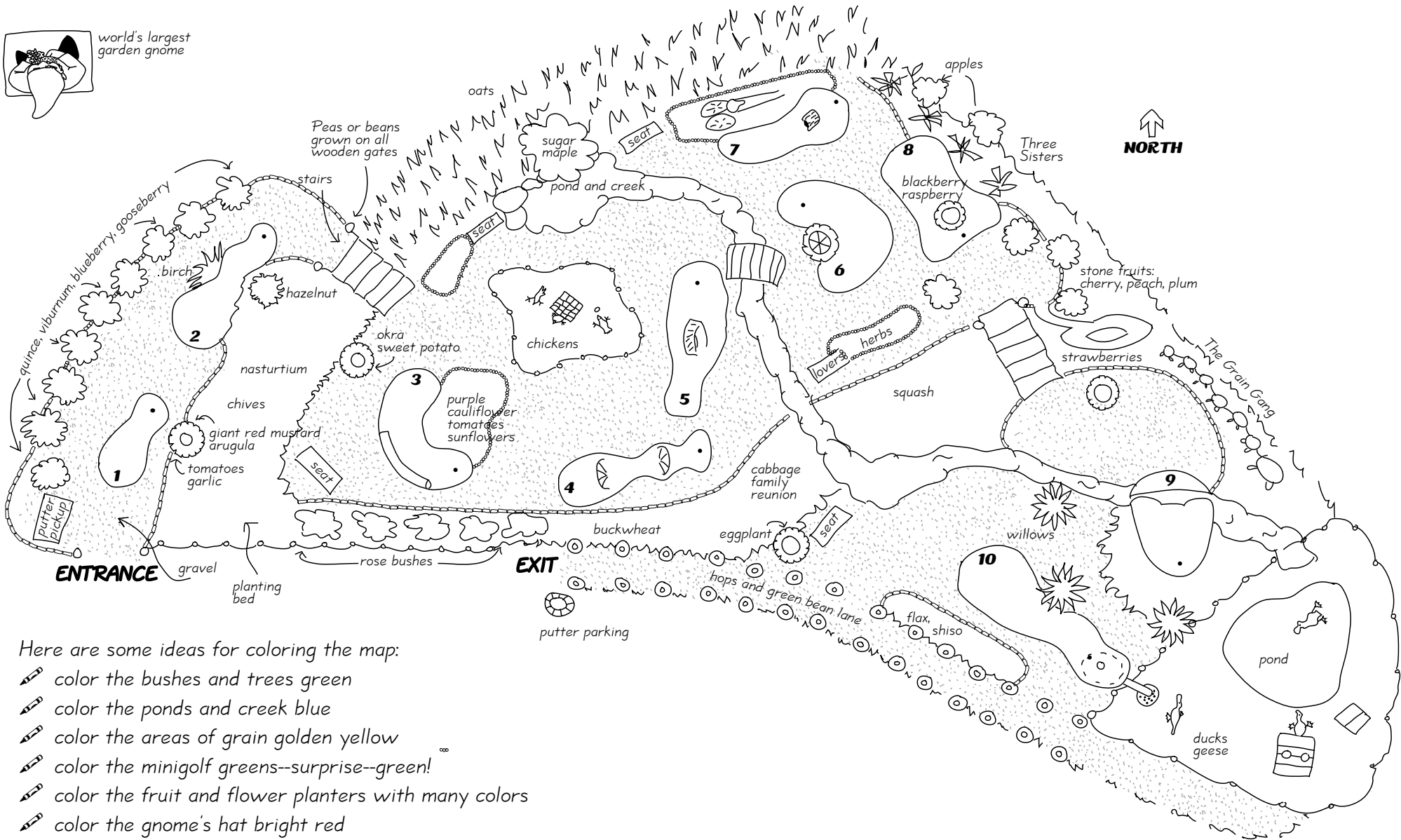
The roots of this flower produce a pesticide that repels insect attacks.

Exploring Homegrown Mini-Golf







This map of Homegrown Mini-golf shows all the putting greens, and many of the plantings and other features. Can you find your way from the Entrance to each hole in order and then to the Exit? You must stay **on** the grey gravel, putting greens or stairs and bridges, and stay **off** the planted areas!



world's largest garden gnome




Here are some ideas for coloring the map:

-  color the bushes and trees green
-  color the ponds and creek blue
-  color the areas of grain golden yellow
-  color the minigolf greens--surprise--green!
-  color the fruit and flower planters with many colors
-  color the gnome's hat bright red


How Long is the Farmer's Day?

You probably go to school at the same time every day. In the spring and fall it's light out, in the winter it's dark or just getting light. And you get out at the same time every day. A farmer's life is quite different—farmers' work changes with the seasons of the year and the length of a farmer's day changes, too.


Can you figure out how long your work day is?
 My school starts at _____ and ends at _____
 My work day is _____ hours long.




Springtime is a farmer's busy seasons. There are seeds to plant and water. The sun rises early and sets late. If farmers start work at 7 am (that's morning) and work until 8 pm (that's evening) their day is _____ hours long.




Summertime—plants are growing large, and farmers are weeding and watering and watching for hungry bugs. If farmers start work at 9 am and quit for dinner at 6 pm, their work day is _____ hours long.



Autumn is when many crops are harvested and the farmers have plenty of work again. When they start work at 7 am and end at 6 pm, they've worked _____ hours.




Winter is the quietest time on a farm, it's a time of resting and planning, and the hours of light are short. If farmers sleep until 10 and knock off work at 4, they have worked _____ hours.



Extra credit: if you consider the whole year, how many hours is a farmer's average work day? (Hint: add the 4 answers to the above and then divide by 4.)

Grain Gang Pajama Party



Which members of the Grain Gang do you like to eat for breakfast? Draw them in their favorite pajamas.

Your Nose Knows!

Homegrown Mini-golf has a special herb garden and also has herbs growing in other areas. Pick out one herb and write its name here: _____.

Next, make a small drawing below of a leaf or group of leaves from the plant.

Cooks, perfume designers, and food scientists have lots of great words to describing many different fragrances and flavors for us to enjoy. Take a small leaf from the herb and rub it between your fingers. Now sniff. What does it smell like? Each herb has its own combination of smells. Put a checkmark next to any word below that you think describes what you are smelling. If you really want to get into it, you could rate it 1, 2, or 3 with three the strongest: Add your own notes at the bottom.



- _____ fresh (like clean outdoor air)
 - _____ pine (like an evergreen tree)
 - _____ citrus (orangey, lemony, limey)
 - _____ floral (like flowers)
 - _____ woody (go smell some wood!)
 - _____ warm/sweet (like maple syrup or chillis)
 - _____ anise (licorice)
 - _____ penetrating (you can feel it way inside your nose)
 - _____ pungent (it stings a little bit)
 - _____ distinctive (it's got a special quality all its own)
-
-

Delicious Vegetable Frittata



This is great for dinner, lunch, even breakfast or a snack. You can make it with whatever vegetables and herbs are in season. Ask for help with this from someone older, but there's plenty for you to do, like mixing the egg and grating the cheese. It serves 2 to 4.

2 tablespoons oil (olive or other oil)

1/2 onion, peeled and sliced

salt and pepper

4 to 6 cups of vegetables, chopped in about 1/2" pieces

1/8 to 1/4 cup fresh herbs: parsley, basil, etc. Use less of strong herbs.

3 eggs

1/2 cup grated hard cheese like Parmesan or Romano

1. Put the oil in a medium-sized skillet and turn the heat to medium. When hot add the onion and some salt and pepper. Cook and stir for 3 minutes then stir in the vegetables. Cook and stir until the vegetables soften, from 5 to 15 minutes depending on the vegetable. Meanwhile, break the eggs into a bowl, add some salt and pepper and the cheese and mix with a fork.

2. When the vegetables are almost done turn the heat to low and mix in the fresh herbs. Use a flipper to flatten the vegetables down in the pan, packing them a little.

3. Pour the egg mixture over and put a lid on the pan. Let it cook over very low heat for about 10 to 15 minutes until set and firm.

4. Cut into wedges and served hot or at room temperature. Yum!

(Adapted from Mark Bittman's Food Matters)

Mini-Golf Rules!

1. Play nice; strike the ball gently; don't swing your club around.
 2. The rest of the rules are optional.
 3. Each player putts until they make the hole.
 4. Any ball that lies against a border or an obstacle may be moved one club head away.
 5. If any ball is putted off the green add one stroke penalty and replace the ball where it went out.
 6. The maximum strokes per hole is six, after that add one stroke and go on to next putting green.
 7. Write the number of strokes in the column under the players names. At the end, add them up. Lowest score is the winner.
- Please respect the plantings, animals and decorations. Many plants can be tasted. Please do not taste the animals.

		Player Names				
1	The Vortex (par 2)					
2	Straight Shot (3)					
3	Curve Ball (3)					
4	Wheel Problem (4)					
5	Loop-de-do (3)					
6	Traction (3)					
7	Hollow Log (4)					
8	Briar Patch (3)					
9	The "Kill"er (4)					
10	Crop Circle (2)					
Totals						